



Haringey Council

NOTICE OF MEETING

Haringey Schools Forum

TUESDAY, 25TH MARCH, 2014 at 16:00 HRS - PROFESSIONAL DEVELOPMENT CENTRE, DOWNHILLS PARK ROAD, TOTTENHAM, LONDON N17 6AR.

AGENDA

1. CHAIR'S WELCOME

2. APOLOGIES AND SUBSTITUTE MEMBERS

Clerk to report.

3. DECLARATION OF INTEREST

Declarations are only required where an individual member of the Forum has a pecuniary interest in an item on the agenda.

4. THE DISTRIBUTION OF FULL TIME NURSERY CLASS PLACE PROVISION IN HARINGEY'S SCHOOLS FOR SEPTEMBER 2014 (PAGES 1 - 8)

To provide Schools Forum members with options for the distribution of the available full time nursery places across Haringey schools for September 2014.

5. REVENUE FUNDING FOR UNIVERSAL INFANT CLASS MEALS (PAGES 9 - 16)

To update members on the latest information on the funding of Universal Infant School Meals.

6. CONSULTATION ON SCHOOLS FUNDING IN 2015/16 (PAGES 17 - 20)


To inform members of the recently released consultation "Fairer Schools Funding in 2015/16" and give an overview of its proposals.

7. ANY OTHER URGENT BUSINESS

8. DATE OF FUTURE MEETINGS

14 May 2014

3 July 2014



Haringey Council

The Children and Young People's Service

**Agenda Item
4**

Report Status

For information/note
For consultation & views
For decision

Report to Haringey Schools Forum – 25th March 2014

Report Title: The distribution of full time nursery class place provision in Haringey's Schools for September 2014.

Authors:

Ngozi Anuforo, Early Years Commissioning Manager

Contact 020 8489 4681 Email: ngozi.anuforo@haringey.gov.uk

Purpose: To provide Schools Forum members with options for the distribution of the available full time nursery places across Haringey schools for September 2014.

Recommendations:

1. That Schools Forum considers Options 2a, 2b and 3 set out in this paper and agree a new profile of full time place provision across Haringey's nursery school classes and nursery schools for September 2014.

1. Introduction

- 1.1 The purpose of this paper is to inform Schools Forum of a number of options being put forward by the Early Years Working Group for the distribution of full time places for September 2014.

2. Background

- 2.1 On 26th February 2014, a paper presented to Schools Forum set out the final stages of the implementation of changes to full time nursery class place provision for 3 and 4 year olds in Haringey's schools.
- 2.2 The effect of these changes is a reduction in the 351 full time places available in September 2013 to 175 for September 2014 and 118 for September 2015.
- 2.3 At the Schools Forum meeting on the 26th February, a paper, in response to the proposed changes, was tabled on behalf of the three maintained Nursery Schools in Haringey. In summary, the paper proposed that Schools Forum consider that the allocation of all full time places be made to the three nursery schools as a part of a wider strategy to support their long term sustainability and their ability to provide integrated care and education to the families of the most disadvantaged and vulnerable three and four year olds.
- 2.4 It was agreed by Schools' Forum that a meeting of the Schools Forum's Early Years Working Group would be convened to give further consideration to the distribution of the available full time places for September 2014. It was agreed that the meeting would be followed by an additional meeting of the Schools Forum, prior to 31st March, in order that final decisions about the allocation of places across schools could be made and allow school early years budgets for 2014-15 to be issued within the statutory time frame.
- 2.5 The Schools Forum's Early Years Working Group met on the 5th March 2014. A further paper was tabled at this meeting on behalf of the Nursery schools. The paper proposed that changes for September 2014 be maintained but any unallocated full time places be distributed across the three nursery schools and primary schools that are also designated children's centres.
- 2.6 Officers reviewed the number of unused full time place allocations for the academic year September 2013-14 and have determined that, based on the revised allocations for September 2014, **10** places remain unallocated.
- 2.7 Officers also considered the utility of the £67,000 centrally retained funding for targeted full time places for the most vulnerable children in September 2013. This amount of funding provides the capacity for additional part-time hours, over and above their free entitlement, to be

offered to approximately 28 children. As very little use was made of this funding in 2013-14, the amount retained for 2014-15 can be reduced by 50% and therefore the capacity limited to approximately 14 children.

This change would enable an additional **14** places to be allocated directly to schools for September 2014.

2.8 An Early Help Framework is currently in development and will incorporate ways of working that will support the use of centrally retained funding for targeted place provision for our most vulnerable children from September 2014.

2.9 Following two meetings of the Schools Forum Early Years Working Groups and the review of unused and allocated places by Council officers, this paper now proposes some options for the distribution of the available 175 places including the additional 14 places.

3. Changes to full time place provision for September 2014:

3.1 Option 1

There was some consideration given as to whether a minimum allocation of 13 would present a more viable option for the distribution of places. This option would distribute places in blocks of 13, starting with the schools with the highest deprivation ranking and continuing on until there are no more places available. This option was reviewed by members of the Early Years Working Group and it was felt this could not be implemented at this point in time due to the potential implications on schools left without any allocation under this model of allocation. The profile for option 1 is presented at **Appendix 1** for completeness.

3.2 Option 2a or Option 2b

These options propose that the place allocation profile set out in the paper to Schools Forum on the 26th February is largely maintained but revised to take into account the re-distribution of a total of **14** unallocated and **10** unused places on the basis of either Option 2a or Option 2b

Key to the approach being taken here is to avoid creating too much turbulence for schools through the allocation of significant numbers of additional places for September 2014 that will be reduced again in September 2015.

3.2.1 Option 2a

To prioritise schools according to their pupil-based deprivation profile and apply the following methodology to the allocation of 24 places to schools, on top of the allocations set out in February 2014.

Deprivation Supplement Rate Banding	Additional places allocated
0.80 and above	3
0.70-0.79	2
0.60-0.69	1
0.59 and below	0

3.2.2 **Option 2b**

To distribute the 24 places needing to be reallocated evenly across all schools with an allocation of full time places.

The profile for Options 2a and 2b is presented in **Appendix 2**

3.3 **Option 3**

This option proposes that the place allocation profile set out in the paper to Schools Forum on the 26th February is revised on the basis that nursery schools and those schools with designated children's centres are prioritised for the allocation of any unallocated places. The rationale for this is that as integrated settings the nursery schools and children's centres are equipped to provide an additional package of support for vulnerable families who are allocated a full time place with them.

This option redistributes the 24 unallocated places across the nursery schools and school based children's centres; giving each an additional 3 places for September 2014 on top of the allocations set out in February 2014.

A revised profile for option 3 is presented in **Appendix 2**

4 **The provision of full time nursery places in Haringey from September 2015**


- 4.1 The options set out in this paper address the allocation of full time nursery place provision for the academic year September 2014-15 only and seek to utilise unused places to ensure children are able to benefit from them. The provision of full time places from September 2015 will be considered within the context of developing a robust strategy for Early Years in Haringey. Developments in Early Years Strategy and proposals for the future use of the Early Years Block of the Dedicated Schools Grant will be reported to the Schools Forum in due course.

APPENDIX 1 - OPTION: Allocation of full time nursery class places - Based on deprivation ranking and minimum 13 place allocation								
School	Allocation for Sept 12	Allocation for Sept 13	Allocation for Sept 14 as at Feb 2014	Allocation for Sept 15 as at Feb 2014	Option : Proposed allocation for September 2014	Deprivation Supplement	Deprivation Ranking	
Earlsmead Primary	10	10	5	5	13	0.83	1	
Holy Trinity	10	10	5	5	13	0.80	2	
St.Paul's & All Hallows CE Infant	20	20	10	5	13	0.80	3	
Lancasterian Primary	13	13	7	5	13	0.77	4	
Risley Avenue Primary	13	13	7	5	13	0.75	5	
Bruce Grove Primary	10	10	5	5	13	0.75	6	
Welbourne Primary	20	20	10	5	13	0.70	7	
St.Ignatius RC Primary	10	10	5	5	13	0.69	8	
West Green Primary	10	10	5	5	13	0.67	9	
St.Ann's CE Primary	10	10	5	5	13	0.67	10	
Seven Sisters Primary	10	10	5	5	13	0.63	11	
Broadwater Farm Primary	20	20	10	5	13	0.61	12	
Devonshire Hill Primary	20	20	10	5	13	0.61	13	
St.Mary's RC Infant	10	10	5	5	13	0.54	14	
Stamford Hill Primary	20	20	10	5	7	0.46	15	
Tiverton Primary	20	20	10	5		0.46	16	
Ferry Lane Primary	10	10	5	5		0.45	17	
Alexandra Primary	10	10	5	5		0.44	18	
Pembury	33	33	16	5		0.41	19	
Rowland Hill	25	25	12	5		0.40	20	
Stroud Green Primary	20	20	10	5		0.31	21	
Bounds Green Infant	10	10	5	5		0.28	22	
Woodlands Park	17	17	8	5		0.26	23	
Overall places	351	351	175	115	189			
Overall places for 2014 + 14 unallocated					189			

This page is intentionally left blank

APPENDIX 2 - Allocation of full time nursery class places									
Option 2a) Additional allocation based on deprivation ranking									
Option 2b) Even distribution of additional places									
Option 3 Additional places allocated to Nursery Schools and Schools with Children's Centres									
School	Allocation for Sept 12	Allocation for Sept 13	Allocation for Sept 14 as at Feb 2014	Option 2a: Proposed allocation for September 2014	Option 2b: Proposed allocation for September 2014	Option 3: Proposed allocation for September 2014	Deprivation Supplement	Deprivation Ranking	
Earlsmead Primary	10	10	5	8	6	8	0.83	1	
Holy Trinity	10	10	5	8	6	5	0.80	2	
St.Paul's & All Hallows CE Infant	20	20	10	13	11	10	0.80	3	
Lancasterian Primary	13	13	7	9	8	7	0.77	4	
Risley Avenue Primary	13	13	7	9	8	7	0.75	5	
Bruce Grove Primary	10	10	5	7	6	5	0.75	6	
Welbourne Primary	20	20	10	12	11	13	0.70	7	
St.Ignatius RC Primary	10	10	5	-	-	-	0.69	8	
West Green Primary	10	10	5	-	-	-	0.67	9	
St. Ann's CE Primary	10	10	5	6	6	5	0.67	10	
Seven Sisters Primary	10	10	5	6	6	8	0.63	11	
Broadwater Farm Primary	20	20	10	11	11	13	0.61	12	
Devonshire Hill Primary	20	20	10	11	11	10	0.61	13	
St.Mary's RC Infant	10	10	5	5	6	5	0.54	14	
Stamford Hill Primary	20	20	10	10	11	10	0.46	15	
Tiverton Primary	20	20	10	10	11	10	0.46	16	
Ferry Lane Primary	10	10	5	5	6	5	0.45	17	
Alexandra Primary	10	10	5	5	6	5	0.44	18	
Pembury	33	33	16	16	17	19	0.41	19	
Rowland Hill	25	25	12	12	13	15	0.40	20	
Stroud Green Primary	20	20	10	10	11	10	0.31	21	
Bounds Green Infant	10	10	5	5	6	8	0.28	22	
Woodlands Park	17	17	8	8	9	11	0.26	23	
Overall places	351	351	175	186	186	189			
Overall places available for 2014 + 14 unallocated				189	189	189			
Nursery Schools and Schools with Children's Centres									
Will not be offering full time places Sept 2014									

This page is intentionally left blank



Haringey Council

The Children and Young People's Service

Report to Haringey Schools Forum – 25 March 2014

**Agenda Item
5**

Report Status

For information/note
 For consultation & views
 For decision

Report Title: Revenue Funding for Universal Infant Free School Meals.

Authors:

Wendy Sagar – Interim Head of Children and Young People's Finance
 Contact: 0208 489 3539 Email: wendy.sagar@haringey.gov.uk

Steve Worth – Finance Manager (Schools Budget)
 Contact: 0208 489 3708 Email: Stephen.worth@haringey.gov.uk

Purpose:

To update members on the latest information on the funding of Universal Infant Free School Meals.

Recommendations:

That members note the report.

1. Introduction.

- 1.1. The Children and Families Bill places a legal duty on state-funded schools in England, including academies and free schools, to offer a free school lunch to all pupils in reception, year 1 and year 2. Subject to Royal Assent, which is expected in March 2014, the duty will come into force from September 2014.

2. General Revenue Funding.

- 2.1. Revenue funding will be based on a rate of £2.30 for each meal taken by pupils who will become newly eligible for a FSM as a result of the Universal Infant Free School Meal (UIFSM) policy. Schools will be expected to continue to fund meals for pupils eligible for FSMs under the existing criteria in the same way that they do currently. The DfE is introducing a new indicator on the Schools Census which will enable schools to state how many newly eligible infants (i.e. infants not eligible for free school meals under the existing criteria) are taking a FSM. This new indicator will be introduced from October 2014.
- 2.2. Schools will be notified of their provisional full year revenue funding allocation for the 2014 to 2015 academic year in June 2014. Local Authorities (LAs) will receive the first 2014 to 2015 payment for maintained schools at the end of June 2014, with academies and free schools shortly after in their next scheduled payment in early July, and newly opening academies and free schools in early September. This payment will provide funding for the first two terms of the academic year (which represents the remainder of the 2014 to 2015 financial year for LA maintained schools).
- 2.3. This allocation will be based on pupil data from the January 2014 Schools Census as well as planning assumptions that:
- (i) Eighty seven percent of newly eligible pupils will take meals, and
 - (ii) Those pupils will take 190 school meals in the course of a full academic year.
- 2.4. This provisional allocation will be revised later in the academic year based on actual take-up data derived from an average of the October 2014 and January 2015 Schools Censuses and the payment for the third term of the 2014 to 2015 academic year (the first payment in the new financial year for LA maintained schools) will be adjusted accordingly. An estimate of the provisional allocation, based on the unadjusted January 2014 Census, is shown in the Appendix to this report.

- 2.5. Schools with an actual take-up rate above the assumed take-up rate of 87% will have the provisional third term payment, to be made in April 2015, adjusted upwards and those below this rate will have it adjusted downwards. Those schools with low levels of take-up may receive no extra payment in the third term.
- 2.6. The allocation methodology for the 2015 to 2016 academic year will be confirmed in due course. The DfE's intention is that it will be based on take-up data from the Schools Census. Funding for this policy beyond the 2015 to 2016 financial year will be considered as part of the next Spending Review, along with all other government expenditure.
- 2.7. The DfE will provide detailed terms and conditions and further advice on issues such as closing schools and the year-end accounting treatment for an academic year grant.

3. Small Schools Transitional Funding.

- 3.1. The DfE is also providing additional transitional funding for one year only to small schools (schools with a total roll of fewer than 150 pupils according to the January 2014 Schools Census). Funding will be provided as a lump sum in June 2014. This can be spent as schools choose in support of their implementation of the policy, including for the purpose of improving kitchen or dining equipment, and will not be adjusted later to take account of take-up. In Haringey, no maintained mainstream school will be eligible, but we expect special schools with primary age pupils and The Tuition Centre to be eligible for funding of between £3,000 and £3,500 each. However, this is subject to confirmation by the DfE. The free schools will also be eligible for this funding.

4. Pupil Premium.

- 4.1. Headteachers have expressed concern over the impact of UIFSM on Pupil Premium funding. The introduction of UIFSM in September 2014 will have no impact on the 2014-15 Pupil Premium as this will be based on the January 2014 Census. The DfE have stated that for the financial year 2015 to 2016, the same criteria currently used to assess FSM eligibility (i.e. receipt of qualifying benefits) will continue to be used to assess whether a pupil qualifies for the pupil premium. The DfE have published a Toolkit to help with the introduction of UIFSM including advice for maintaining FSM registration.


**Appendix: Estimated Provisional Allocations for Universal Infant
Free School Meals September 2014 to March 2015.**

	Number in Cohort	Number Eligible for FSM	Newly Eligible	With % Applied	Contribution £
Alexandra Primary School	188	74	114	99	28,970
Belmont Infant School	174	26	148	129	37,611
Blanche Nevile	8	3	5	4	1,271
Bounds Green Infant School	209	54	155	135	39,390
Bruce Grove Primary School	178	57	121	105	30,749
Campsbourne Infant School	175	40	135	117	34,307
Chestnuts Primary School	179	46	133	116	33,799
Coldfall Primary	276	21	255	222	64,802
Coleridge Primary	360	36	324	282	82,337
Crowland Primary School	169	27	142	124	36,086
Devonshire Hill Primary School	192	74	118	103	29,987
Earlham Primary	171	39	132	115	33,545
Earlsmead Primary School	206	53	153	133	38,881
Ferry Lane Primary School	89	18	71	62	18,043
Haringey Tuition Service	2		2	2	508
Harris Primary Academy Coleraine Park	169	64	105	91	26,683
Harris Primary Academy Philip Lane	191	63	128	111	32,528
Hartsbrook E-ACT Free School	119	34	85	74	21,601
Highgate Primary School	166	21	145	126	36,848
Holy Trinity CE Primary School	88	26	62	54	15,756
Lancasterian Primary School	203	65	138	120	35,070
Lea Valley Primary School	184	76	108	94	27,446
Lordship Lane Primary School	293	81	212	184	53,875
Muswell Hill Primary School	182	6	176	153	44,726

Noel Park Primary School	213	63	150	131	38,119
North Harringay Primary School	180	48	132	115	33,545
Our Lady of Muswell RC Primary School	179	16	163	142	41,423
Rhodes Avenue Primary	271	12	259	225	65,819
Risley Avenue Primary School	277	104	173	151	43,964
Rokesly Infant School	267	31	236	205	59,974
Seven Sisters Primary School	192	146	46	40	11,690
South Harringay Infant School & The Ladder Children's Centre	200	47	153	133	38,881
St Aidan's VC Primary School	90	14	76	66	19,314
St Ann's CE Primary School	90	28	62	54	15,756
St Francis de Sales Catholic Infant & Junior School	268	80	188	164	47,776
St Ignatius RC Primary School	170	53	117	102	29,733
St James C of E Primary	90	1	89	77	22,617
St John Vianney Catholic Primary	93	18	75	65	19,060
St Martin of Porres RC Primary School	90	2	88	77	22,363
St Mary's CE Primary School	209	63	146	127	37,103
St Mary's RC Infant School	175	31	144	125	36,594
St Michael's CE Primary School, N22	86	28	58	50	14,739
St Michael's Primary - N6	181	7	174	151	44,218
St Paul's & All Hallows Infant School	175	49	126	110	32,020
St Paul's Catholic Primary School	88	17	71	62	18,043
St Peter In Chains RC Infant School	176	30	146	127	37,103
Stamford Hill Primary School	95	28	67	58	17,027
Stroud Green Primary	177	53	124	108	31,512
Tetherdown Primary	180	2	178	155	45,235
The Brook Special School	42	16	26	23	6,607
The Mulberry Primary School	265	81	184	160	46,759
The Octagon	1	1	-	-	-
The Willow Primary School	180	61	119	104	30,241
Tiverton Primary School	177	67	110	96	27,954

Trinity Primary Academy	186	60	126	110	32,020
Vale	17	5	12	10	3,050
Welbourne Primary	233	84	149	130	37,865
West Green Primary School	94	27	67	58	17,027
Weston Park Primary School	152	16	136	118	34,561
Grand Total	9,730	2,393	7,337	6,383	1,864,530

This page is intentionally left blank



Haringey Council

The Children and Young People's Service

Report to Haringey Schools Forum – 25th March 2014

**Agenda Item
6**

Report Status

For information/note
 For consultation & views
 For decision

Report Title: Consultation on Schools Funding in 2015-16.

Authors:

Wendy Sagar – Interim Head of Children and Young People's Finance
 Contact: 0208 489 3539 Email: wendy.sagar@haringey.gov.uk

Steve Worth – Finance Manager (Schools Budget)
 Contact: 0208 489 3708 Email: Stephen.worth@haringey.gov.uk

Purpose:

To inform members of the recently released consultation 'Fairer Schools Funding in 2015-16' and give an overview of its proposals.

Recommendations:

That members agree one of the options set out in Section 4.

1. Introduction.

- 1.1. The DfE have been considering the introduction of a national school funding formula coupled with a redistribution of school funding in England; this was to address perceived funding anomalies between local authorities and schools in different parts of the country. It was expected that the changes would be introduced in April 2015.

2. Consultation.

- 2.1. The DfE released its consultation document 'Fairer Schools Funding in 2015-16' on 13 March 2014. The proposals it contains are limited, covering only the introduction of a minimum funding level for each local authority. It makes it clear that the proposals do not represent the implementation of a national funding formula but that this will be introduced when the time is right and when spending plans can be set for several years in advance.
- 2.2. The minimum funding level uses a formula with seven factors based on values taken from local authority 2014-15 returns and adjusted by a hybrid area cost adjustment:
 - Age weighted pupil unit,
 - Deprivation factor,
 - Looked after children factor,
 - Low attainment factor,
 - English as an additional language factor,
 - Lump sum per school,
 - Sparsity factor.
- 2.3. The consultation identifies 62 LAs that will require additional funding to bring them to the minimum funding level. The DfE will fund all local authorities in 2015-16 at least at the same cash level per pupil as in 2014-15 and plans to allocate an additional £350m in 2015-16 to fund the minimum level.
- 2.4. The consultation also includes details of the proposed hybrid area cost adjustment to be used.

3. Impact on Haringey Schools.

- 3.1. Haringey's funding was increased for 2013-14 and 2014-15 by the application of the hybrid area cost adjustment in those years. The current proposals do not affect our funding allocation.

4. Response to the Consultation.

- 4.1. The consultation closes on 30 April 2014, before the next Schools Forum. As we have not yet reviewed the proposals in detail we are

asking the Forum's view on how to respond. Options are set out in the following paragraphs.

- 4.2. To convene a special meeting of the Forum to agree a response. Our initial reading of the consultation indicates that it is very limited in scope with no proposed impact on Haringey and therefore this seems unnecessary.
- 4.3. To set up a working party to meet in April to agreed a response by the Council in consultation with the Forum.
- 4.4. To agree a response by the Council in consultation with the Forum via e-mail correspondence with Forum members.

This page is intentionally left blank